

# The Big Five Presents: Lockdown/Barricade

*Think-on-Your-Feet Peet and the Slimeville Monsters*


TK-3rd Grades

2023-2024 School Year

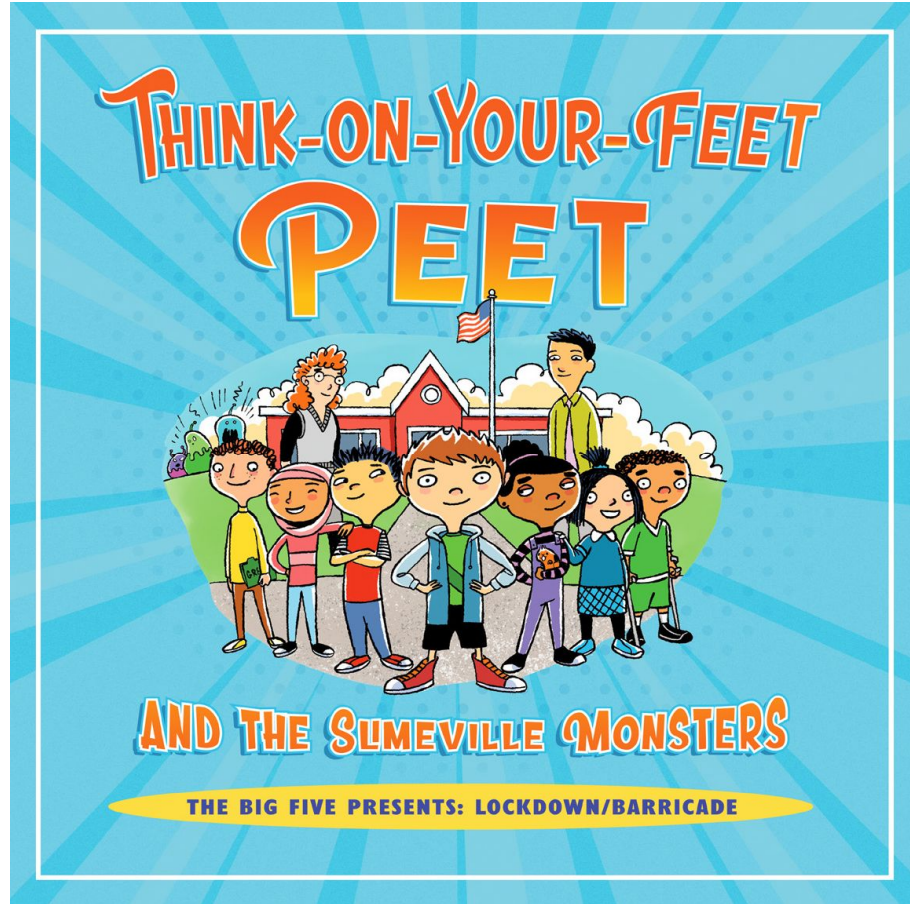


SAN MATEO  
COUNTY  
OFFICE OF  
EDUCATION

# About This Deck

- The contents of this deck accompany the Big Five book, *Think-on-Your-Feet Peet and the Slimeville Monsters*.
  - The question prompts were created to use as discussion questions during class read aloud of the book.
  - The deck includes definitions for Big Five-specific vocabulary words.
  - The Activity Booklet can be used during the read aloud, as an additional classroom activity, or as a take home activity.
  - Teachers may use and customize the content of this deck as appropriate.
- 

What do we know about this book from the cover?



# The Big Five Immediate Action Response

- Shelter in Place
- Drop, Cover, and Hold On
- Secure Campus
- Lockdown/Barricade
- Evacuation

**SHELTER IN  
PLACE**



**SECURE  
CAMPUS**



**LOCKDOWN/  
BARRICADE**



**EVACUATION**



**DROP, COVER,  
AND HOLD ON**






**Page 1:** What is the school called? Does it seem like this school is similar to ours?

**Page 2-3:** How are you similar to Peet? How are you different?


**Page 5:** What was “not normal” on this day?



# intruder

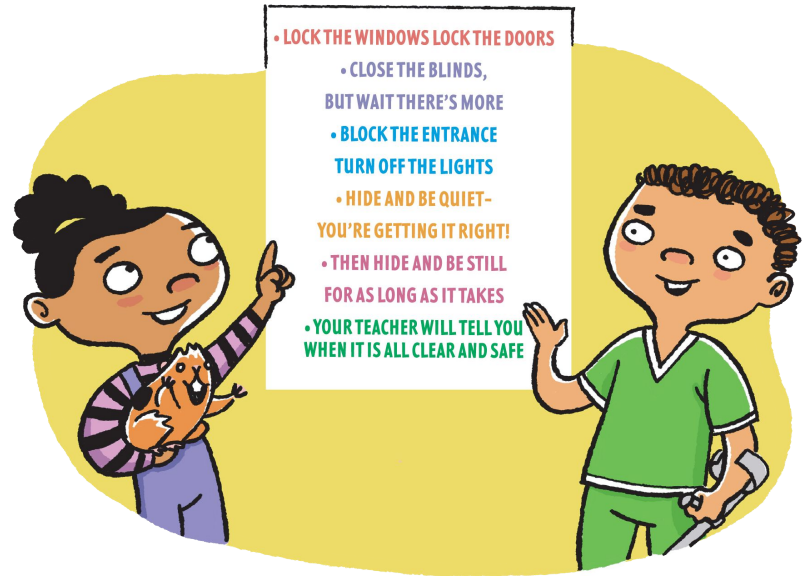
A person who enters a building, grounds, etc.  
without permission

**Page 7:** Turn and Talk: Who is the intruder the author is referring to?



## Page 8 - What does Mr. Lee want the students to practice?

- Lock the windows. Lock the doors.
- Close the blinds, but wait there's more.
- Block the entrance. Turn off the lights.
- Hide and be quiet. You're getting it right!
- Then hide and be still for as long as it takes.
- Your teacher will tell you when it is all clear and safe.



**Page 9-10:** What are the children preparing to do?

**Page 12:** What did Peet do to help? (How did Peet think on his feet?)

**Page 13:** What happened to Ms. Penny after barricading the door?





# **barricade**

Any barrier that obstructs passage

**Page 15-16:** Who came to help?

What did the Principal say?

What makes it “clear and safe?”

**Page 18:** How did the students show teamwork?





**Pages 19-20:** What did the Slimeville Monsters want?

What would Ms. Penny like to do?

**Page 21:** What do you think Peet will do next?



**Page 22:** Peet did some experimenting! What do you think the surprise could be?

Can you predict what Peet might do next? What would you do next?

# lockdown

a security measure taken during an emergency to prevent people from leaving or entering a building or other location





- Lock the windows. Lock the doors.
- Close the blinds, but wait there's more.
- Block the entrance. Turn off the lights.
- Hide and be quiet. You're getting it right!
- Then hide and be still for as long as it takes.
- Your teacher will tell you when it is all clear and safe.

## **Page 25:** How did Peet solve a problem for the Slimeville Monsters?

**Draw/  
Illustrate the  
Poster**

**Write/  
Illustrate new  
pictures for  
the text**

**Write/  
Illustrate a  
new  
adventure for  
Think on your  
Feet, Peet**

**Thank You!**

