

# The Big Five Presents: Lockdown/Barricade

## Think On Your Feet


6th-8th Grades

2023-2024 School Year



SAN MATEO  
COUNTY  
OFFICE OF  
EDUCATION

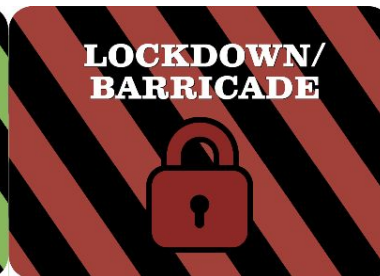
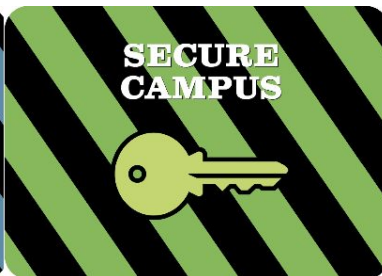
# About This Deck

- The contents of this deck reference Think on Your Feet Peet, a book used in TK-5 to help explain Lockdown/Barricade
  - These slides will assist teachers in implementing the Big Five, specifically Lockdown/Barricade
  - This Lesson Plan is to be used in lieu of a “drill”
  - Includes vocabulary words and understanding of concepts, like Think-on-your-feet
  - Teachers may use and customize the content of this deck as appropriate.
- 

How many of you remember Think-on-Your-Feet Peet?

What about the Big Five?

Can anyone tell me where they have seen the icons below?



# The Big Five Immediate Action Response

- Shelter in Place
- Drop, Cover and Hold On
- Secure Campus
- Lockdown/Barricade
- Evacuation

**SHELTER IN  
PLACE**



**SECURE  
CAMPUS**



**LOCKDOWN/  
BARRICADE**



**EVACUATION**



**DROP, COVER,  
AND HOLD ON**



**DROP! COVER! HOLD ON!**

# **LOCKDOWN/ BARRICADE**



# Vocabulary Words

**Intruder:** A person who enters a building, grounds, etc. without permission

**Lockdown:** a security measure taken during an emergency to prevent people from leaving or entering a building or other location

**Barricade:** a temporary wall or fence across a road, door, etc. that prevents people from going through



# Understanding Concepts

Situational Awareness: Being aware of your surroundings and the activities going on around you.

Think on Your Feet:

- Escape or Get Off Campus
- Hide or Lockdown/Barricade
- Engage and Defend

# Escape/Get Off Campus

Sometimes it is safest to get off campus.

- During Passing Periods, Break, or Lunch
- During PE or an Outdoor Class or Event

Where could you go if you needed to run off campus?

- Which direction you go in will depend on where you are on campus
- Think of a few choices

If you are outside but unable to get off campus, quickly seek out a hiding place on campus





# Lockdown/Barricade

- Quickly get all students/staff inside a room.
- Lock the door/windows and build a barricade.
- Turn off lights and silence cell phones. Find a hiding spot and remain still and quiet
- Stay put and wait for help to arrive.
- The Police or Fire Department will unlock the doors with their keys. Don't open the door for anyone.

# Protect or Defend


Lastly, you may need to protect or defend yourself.

- Listen to your teacher
- Use objects around you to protect or defend yourself
- Think on Your Feet to try to get away

# Lockdown/Barricade Practice

- How do the windows and blinds close?
  - Who sits close to the window?
  - Do you want to practice closing them?
- How do you lock/close the door in this classroom?
  - Who sits closest to the door?
  - Do you want to practice closing them?
- Turn off all technology. How do we do that?
  - Who sits by the light switches and technology?
- What items can we use to barricade?
  - Do we want to practice building a barricade?
- Where should we hide in the classroom?

# Most Importantly

- Think on Your Feet
  - Be aware of your surroundings and Say Something if someone or something seems out of place
  - Follow instructions from a teacher or school staff
  - Work as a team and help each other
- 

**Questions?**

